

The Tempo III temporary horizontal lifeline was designed as an anchorage point to be used by a maximum of three persons. It provides a simple and lightweight solution to temporary horizontal fall-arrest applications. It can be adjusted from 3 to 60 ft. (1 to 18 m) and must be installed horizontally with a slope of less than 15°.

For further information, refer to «Use and Maintenance Instructions» for the Tempo III.

BENEFITS

- Kernmantle rope of ½ in. (12.5 mm) which can be adjusted from 3 to 60 ft. (1 to 18 m) between two anchorage points.
- Allows simultaneous use by three users.
- Quick and simple to install.
- Allows safe access to horizontal locations.
- Compact, lightweight and easy to carry with storage bag.

FEATURES

- Tempo III rope adjuster with integral carabiner
- 60 ft. (18 m) of ½ in. (12.5 mm) Kernmantle rope
- Two 6 ft. (1.8 m) endless slings
- Three travel carbon steel O-rings
- Heavy-duty storage bag

APPLICATIONS

- Horizontal lifeline travel for platform working and scaffolding
- Window washing
- Suspended stages
- Pylons
- Roof work, construction sites
- Mezzanine
- Logistics
- Roof Inspection
- Bridge Inspection

APPLICABLE STANDARDS

- Manufactured in accordance with ANSI, OSHA and CSA requirements.
- Meets and/or exceeds 5,000 lbs. (22.2 kN) strength requirements for anchorage point



⚠ WARNING

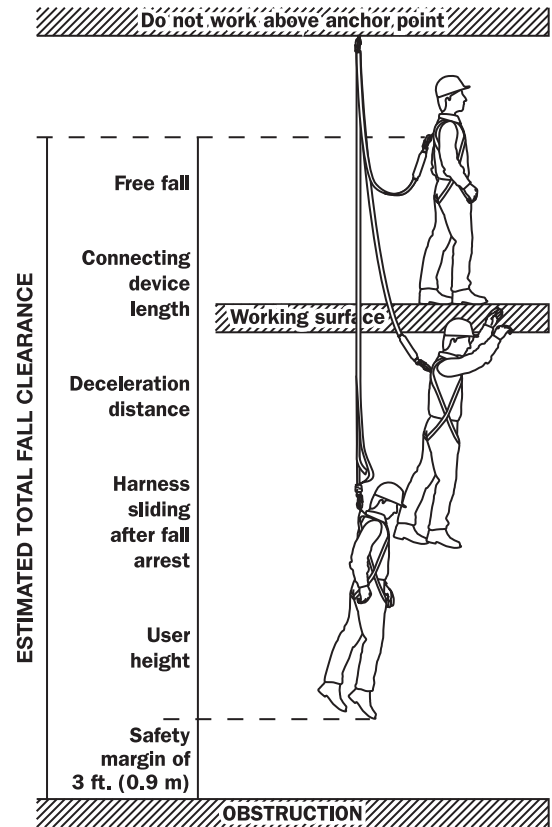
- Before using the Tempo III temporary lifeline it is essential, to ensure that it is operated safely and efficiently, that users read the manual, understand its content in full and comply absolutely with its instructions.
- The Tempo III lifeline is a ½ in. (12.5 mm) braided rope of 60 ft. (18 m) long. It has an integrated connector at either end. The Tempo III lifeline must be installed horizontally with a slope of less than 15°. The breaking strength of the anchorages must be at least 2,600 lbs. (12 kN) for three people.
- Clearance – There must be sufficient clearance below the user to arrest a fall before this user strikes the ground or other obstruction. The clearance required depends on the following factors: a) height of the Tempo III anchorage points; b) connection subsystem (shock-absorbing lanyard) length; c) deceleration distance; d) movement of harness attachment element; e) worker height; f) free fall distance.
- Never connect two or more Tempo III systems to one another.
- When selecting an anchorage point, there must be sufficient clearance below the user to arrest a fall before this user strikes the ground or other obstruction.
- Ensure that the anchorage to which the worker is attached is capable of sustaining the fall arrest forces requested when designed, installed and used under the supervision of a qualified person.

“Federal, state and provincial regulations require that horizontal lifelines are to be designed, installed and used under the supervision of a qualified person, and as part of a complete fall arrest system which maintains a safety factor of at least two.”

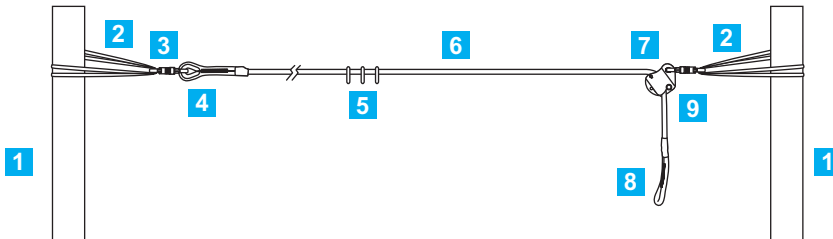
Refer to OSHA 1926.502 (d) (8) and CSA Z259.13-04

AVAILABLE MODELS

- H66500** Tempo III temporary horizontal web lifeline.



TEMPO III HORIZONTAL LIFELINE SYSTEM COMPONENTS



1. Structure
2. Endless sling
3. PM11Z carabiner
4. Eye spliced termination
5. O-rings
6. Lifeline
7. Rope adjuster
8. Back-spliced termination
9. P202Z carabiner

LIFELINE

- ½ in. (12.5 mm) braided Kernmantle rope
- 60 ft. (18 m) long
- Minimum breaking strength: 8,200 lbs. (36,4 kN)
- Pass-through combination clamp/thimble at anchor point




TEMPO III ROPE ADJUSTER

- Permanently assembled on the lifeline
- Rotating side plates
- Captive lock system via carabiner attachment
- Roll-over cam braking system minimizing wear



AUTOLOCKING CARABINER – P202Z

- Permanently assembled on the rope adjuster
- Heat-treated alloy steel construction
- Minimum breaking strength: 11,200 lbs. (50 kN)
- Gate strength: 3,600 lbs. (16 kN)
- Gate opening: 1 in. (26 mm)
- Captive pin




ENDLESS SLINGS – V41326

- High tenacity polyester filament webbing
- 6 ft. (1.8 m)
- Width: 1½ in. (27 mm)
- Thickness: ¾ in. (2 mm)
- Tensile strength of 6,700 lbs (30 kN) which exceeds 5,000 lbs. (22.2 kN) strength requirement for anchorage connectors
- Webbing is heat-cut to prevent fraying



AUTOLOCKING CARABINER – PM11Z

- Heat-treated alloy steel construction
- Minimum breaking strength: 5,000 lbs. (22.2 kN)
- Gate strength: 3,600 lbs. (16 kN)
- Gate opening: ¾ in. (19 mm)



O-RINGS – 47700

- Ensure safe and easy travel on lifeline
- 3½ in. (80 mm)
- Carbon steel

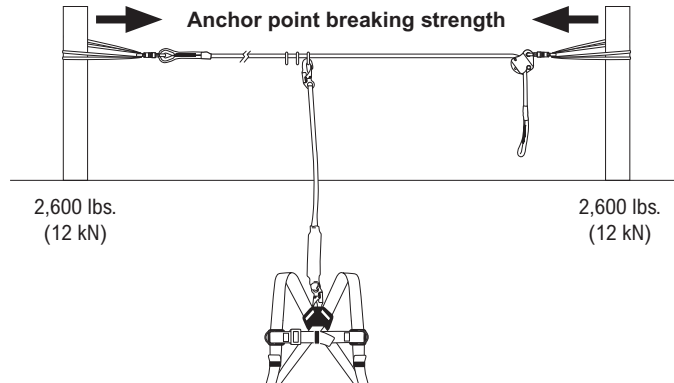


CARRYING BAG WITH HANDLES – XB0820

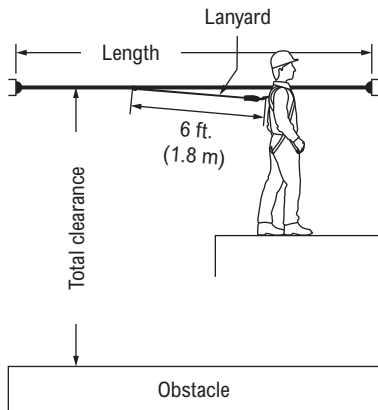
- With handles
- 8 x 20 in. (20 x 50 cm)



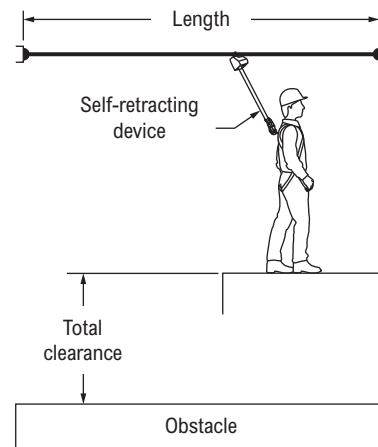
Specifications are subject to change without notice. Images are for illustrative purposes only.



WITH SHOCK ABSORBER



WITH SELF-RETRACTING DEVICE



LENGTH	WORKERS	LINE DEFLECTION	ANCHOR POINT BS	TOTAL CLEARANCE ¹
16'4" (5 M)	1	3'7" (1.13 m)	2,600 lbs. (12 kN)	23'2" (7.06 m)
	2	3'9" (1.2 m)	2,600 lbs. (12 kN)	23'4" (7.11 m)
	3	4'2" (1.28 m)	2,600 lbs. (12 kN)	23'7" (7.19 m)
32'8" (10 M)	1	6'6" (2.01 m)	2,600 lbs. (12 kN)	26'0" (7.92 m)
	2	7' (2.13 m)	2,600 lbs. (12 kN)	26'5" (8.05 m)
	3	7'3" (2.22 m)	2,600 lbs. (12 kN)	26'8" (8.13 m)
49'2" (15 M)	1	10'1" (3.08 m)	2,600 lbs. (12 kN)	29'6" (9.0 m)
	2	10'7" (3.27 m)	2,600 lbs. (12 kN)	30'2" (9.19 m)
	3	11'3" (3.43 m)	2,600 lbs. (12 kN)	30'9" (9.37 m)
60' (18 M)	1	12'4" (3.78 m)	2,600 lbs. (12 kN)	31'9" (9.68 m)
	2	13'2" (4.02 m)	2,600 lbs. (12 kN)	32'7" (9.93 m)
	3	14'2" (4.32 m)	2,600 lbs. (12 kN)	33'7" (10.24 m)

¹Clearance calculated from the horizontal lifeline.

LENGTH	WORKERS	LINE DEFLECTION	ANCHOR POINT BS	TOTAL CLEARANCE ¹
16'4" (5 M)	1	3'7" (1.13 m)	2,600 lbs. (12 kN)	15'7" (4.79 m)
	2	3'9" (1.2 m)	2,600 lbs. (12 kN)	15'9" (4.86 m)
	3	4'2" (1.28 m)	2,600 lbs. (12 kN)	16'2" (4.94 m)
32'8" (10 M)	1	6'6" (2.01 m)	2,600 lbs. (12 kN)	18'6" (5.67 m)
	2	7' (2.13 m)	2,600 lbs. (12 kN)	19' (5.79 m)
	3	7'3" (2.22 m)	2,600 lbs. (12 kN)	19'3" (5.88 m)
49'2" (15 M)	1	10'1" (3.08 m)	2,600 lbs. (12 kN)	22'1" (6.77 m)
	2	10'7" (3.27 m)	2,600 lbs. (12 kN)	22'7" (6.93 m)
	3	11'3" (3.43 m)	2,600 lbs. (12 kN)	23'3" (7.09 m)
60' (18 M)	1	12'4" (3.78 m)	2,600 lbs. (12 kN)	24'4" (7.44 m)
	2	13'2" (4.02 m)	2,600 lbs. (12 kN)	25'2" (7.68 m)
	3	14'2" (4.32 m)	2,600 lbs. (12 kN)	26'2" (7.98 m)

¹Clearance calculated from the walking surface in a standing position.